



Applicable models:

BTGRF6
BTGRF9
BTGRF12
BTGRF15
BTGRF18
BTGOR6
BTGOR9
BTGOR12




Drain Net



1


■ Slide the left rear door open




2

■ Move the base ticket strip off the base trays







3. ■ Lift and move the base tray to the side



4. ■ The drain is located near the fans at the rear of the cabinet




5. ■ Lift the drain net out of the drain



6. ■ Clean the drain net by pulling any debris out of it and rinsing clean in a sink






7. ■ Place the, now clean, drain net back into the drain in the cabinet



9. ■ Move the base ticket strip back into position on the base trays



8. ■ Shift the base tray back into position



10. ■ Close the rear doors

